

# LET'S MEET WITH...



Aloha Ho'okele 'Ohana

We have been using **Google Apps for Education (GAFE)** with our students. One of the features within GAFE is the ability to participate in a **Google Meet** session. Google Meet is a video conferencing app that allows us to host a virtual meeting with our students. The students will NOT be able to enter a Google Meet session without the teacher present. Students are also not able to generate a Google Meet session on their own. We set permissions so that students are only allowed to join a session created by their teacher.

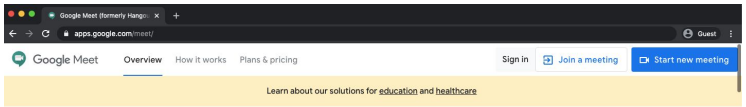
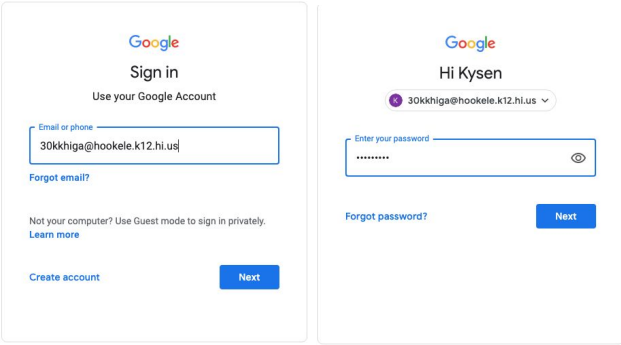
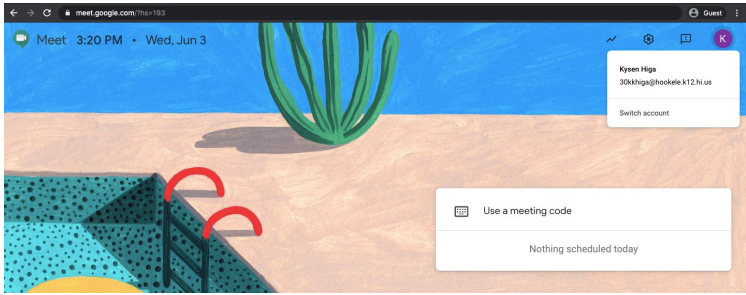
**In order to login to Google Meet, your child MUST use their @hookele.k12.hi.us (Ho'okele GAFE account )**

I will be using Google Meet to have virtual meetings with our class.

Prior to our first meeting, please have your child watch this [Google Meet Expectations video](#).

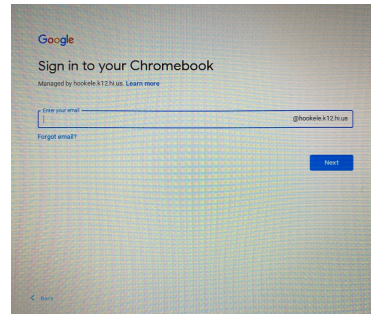
**Google Meet  
Expectations for  
Students**

# How to Sign In to Google Meet from any web browser on a PERSONAL device (laptop OR iPad)

<p>Navigate to this website:</p>	<p>a YH[ cc[ `Y'Wta s</p>
<p>At the top RIGHT corner of the screen, press <b>“Sign In”</b></p> <p><i>Note: Pressing <b>Join a Meeting</b> will NOT work. For safety reasons your child MUST be signed in first.</i></p>	
<p>Type your child’s 4 \cc_Y'Y'_%&amp;^\]i g email address.</p> <p>Press <b>“BYI h</b> when done</p> <p>Type in your child’s dUgk cFX</p> <p>Press <b>“BYI h</b> when done</p>	
<p>Look at the top RIGHT corner of the screen and verify that you are signed in to your CHILD’S @hookele.k12.hi.us account.</p> <p>Press <b>“Use a Meeting Code”</b></p>	
<p>Type the nickname or URL provided to you by your child’s teacher. Press <b>7cbh]bi Y s</b></p> <p><b>S</b></p> <p><i>NOTE: For safety reasons, your child will NOT be allowed to start a meeting WITHOUT a teacher present. If you receive an error message, the teacher has not yet joined the meeting yet. Please wait and try again in a few minutes.</i></p>	

# How to Sign in to Google Meet from a SCHOOL OWNED CHROMEBOOK:

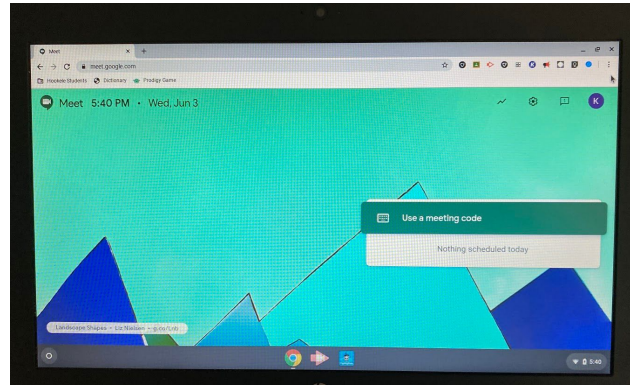
Sign in to the school owned Chromebook with your **4 \cc\_YY'\_%&\]i g** email address and password



Navigate to this URL:

**a YYh[cc[ `Y'Vta s**

Press **"Use a Meeting Code"**



Type the nickname or URL provided to you by your child's teacher. Press **7cbh]bi Y s**

**S**  
*NOTE: For safety reasons, your child will NOT be allowed to start a meeting WITHOUT a teacher present. If you receive an error message, the teacher has not yet joined the meeting yet. Please wait and try again in a few minutes.*

